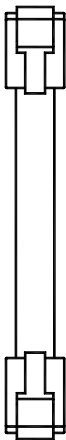
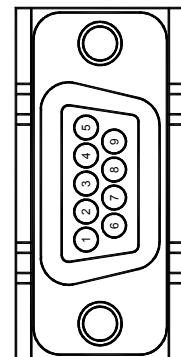
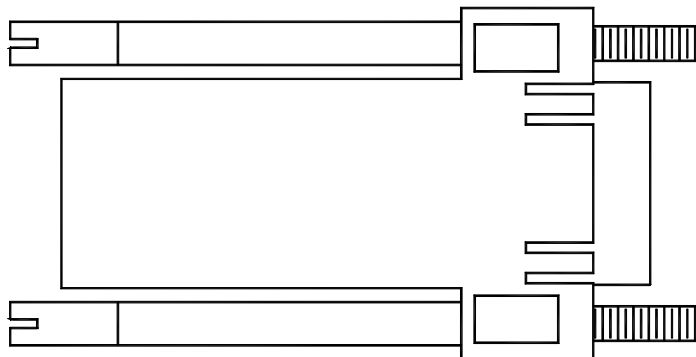



Communication Cable, G3 / Modular Controller / Data Station Plus to

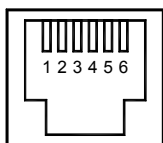
- Mitsubishi A Series via A1SJ71C24-R2 Module
- Mitsubishi Q Series via QJ71C24 Module

CBLMIT03 – 10' long



Connections			
FROM RLC UNIT	Name	CONNECTER PINOUT	
		RJ12	DB9 MALE
1	CTS	1	-
2	Rx	2	3
3	COMM	3	5
4	COMM	4	-
5	Tx	5	2
6	RTS	6	1, 6, 8

The above table denotes the pin names of the RS232 port. When connecting, the pin name at the RS232 port is connected to the opposite of that pin name at the destination device.



RS232 PORT
(FROM RLC UNIT)