
Siemens S7 via MPI Adapter Master Driver

Information Sheet for Crimson v2.0

Compatible Devices

Siemens S7 CPU fitted with an HMI MPI adapter.

Verified Device

Siemens S7 CPU313 fitted with SSW7-HMI MPI adapter.

Accessible Data

Prefix	Description	Element Size	Access
DB	Data Blocks	Byte	Read / Write
QB	Output Bytes	Byte	Read / Write
IB	Input Bytes	Byte	Read / Write
MB	Flag Bytes	Byte	Read / Write
T	Timer Value	Word	Read / Write
C	Counter Value	Word	Read / Write

NOTE: All accessible data listed above may not be available for all Red Lion products. Please refer to the driver configuration specific to the applicable Red Lion product to determine data accessibility.

Communications Settings Note

When using the Helmholtz SSW7 MPI adapter, set the Red Lion driver configuration to 9600 baud.

Revision History

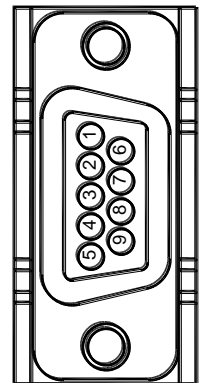

04/13/10 - Corrected spelling error.

09/02/11 – Added "MPI" to cable descriptions on page 2.

Communication Cable, G3 / Modular Controller / Data Station Plus to Siemens S7 via MPI adapter.

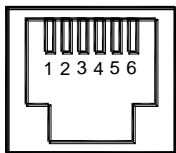
CBLSIE02 – 10’ long (w/o MPI adapter)

CBLSIE03 – 10’ long (MPI adapter included)



Connections			
FROM RLC UNIT	Name	CONNECTER PINOUT	
		RJ12	DB9 FEMALE
1	CTS	1	-
2	Rx	2	3
3	COMM	3	5
4	COMM	4	-
5	Tx	5	2
6	RTS	6	6, 8

The above table denotes the pin names of the RS232 port. When connecting, the pin name at the RS232 port is connected to the opposite of that pin name at the destination device.



RS232 PORT
(FROM RLC UNIT)