

# Lenze LECOM-A/B Master Driver

## Information Sheet for Crimson v2.0

---

### Compatible Devices

- Lenze 82xx controller fitted with Fieldbus Module Type 2102
- Lenze 93xx controller fitted with Fieldbus Module Type 2102

### Verified Device

Lenze 9321SE controller fitted with Fieldbus Module Type 2102  
Lenze 9321-PE controller fitted with Fieldbus Module Type 2102

### Data Access

Supported transmit formats are available as follows:

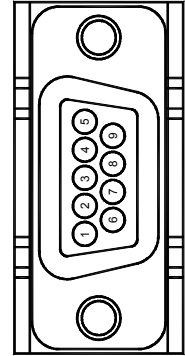
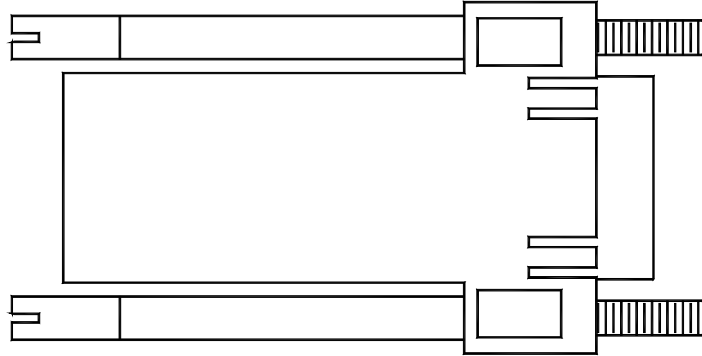

- Fixed Point Decimal – By default, 4 decimal positions (0.0000) are supported. In the event display formatting is not configured for 4 decimal positions, scaling must be used.
- Hexadecimal
- Integer

Broadcast / Multicast are supported. The following addresses are reserved for this purpose: 00, 10, 20, 30, 40, 50, 60, 70, 80, 90.

### Cable Information

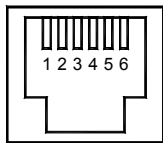
Pages 2 and 3.

## Communication Cable, Lenze Fieldbus Module Type 2102 (RS232).



Connections			
FROM RLC UNIT	Name	CONNECTER PINOUT	
		RJ12	DB9 MALE
1	CTS	1	-
2	Rx	2	3
3	COMM	3	5
4	COMM	4	-
5	Tx	5	2
6	RTS	6	-

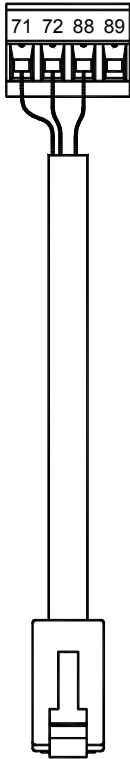
The above table denotes the pin names of the RS232 port. When connecting, the pin name at the RS232 port is connected to the opposite of that pin name at the destination device.



RS232 PORT  
(FROM RLC UNIT)

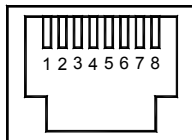
## Communication Cable, Lenze Fieldbus Module Type 2102 (RS485).

PHOENIX CONNECTOR



Connections			
FROM RLC UNIT	Name	CONNECTER PINOUT	
		RJ45	PHOENIX
1	TxB	1	71
2	TxA	2	72
3	RxA	3	-
4	RxB	4	-
5	TxEN	5	-
6	COMM	6	88
7	TxB	7	-
8	TxA	8	-

The above table denotes the pin names of the RS485 port. When connecting, the pin name at the RS485 port is connected to the opposite of that pin name at the destination device.



RS485 PORT  
(FROM RLC UNIT)