
Mitsubishi FX PLC Serial Master Driver

Information Sheet for Crimson v2.0

Compatible Devices

Mitsubishi FX PLC in a "Point To Point" application.

Verified Device

Mitsubishi FX-24MES.

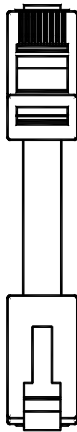
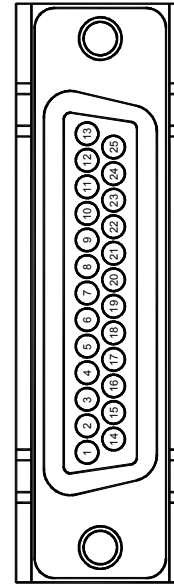
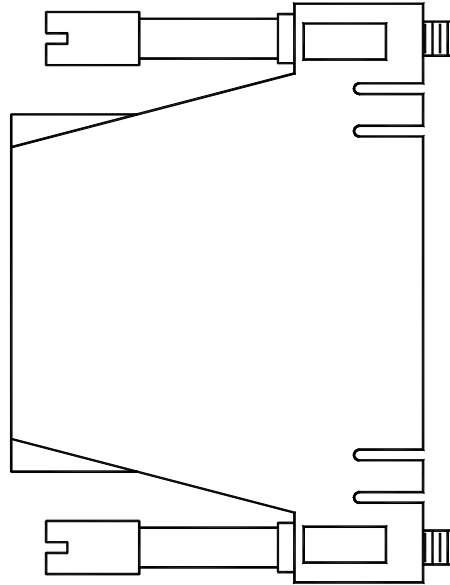
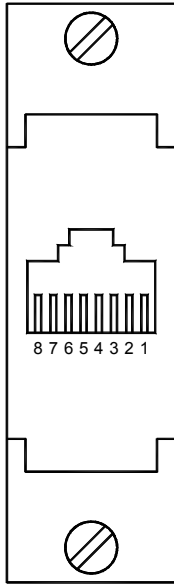
Accessible Data

Prefix	Description	Range	Access
D	Data Register	0 - 999	Read / Write
M	Internal Relays	0 - 4095	Read / Write
S	State Relays	0 - 1023	Read / Write
X	Inputs	0 - 255	Read Only
Y	Outputs	0 - 255	Read / Write
C	Counter Value	0 - 199	Read / Write
T	Timer Value	0 - 255	Read / Write

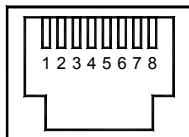
NOTE: All accessible data listed above may not be available for all Red Lion products. Please refer to the driver configuration specific to the applicable Red Lion product to determine data accessibility.

Communication Cable, G3 / Modular Controller / Data Station Plus to Mitsubishi FX Series.

CBLMIT01 – 10' long



Connections			
FROM RLC UNIT	Name	CONNECTER PINOUT	
		RJ45	DB25 MALE
1	TxB	1	2
2	TxA	2	15
3	RxA	3	16
4	RxB	4	3
5	TxEN	5	-
6	COMM	6	7
7	TxB	7	-
8	TxA	8	-
-	-	-	4, 8
-	-	-	12, 17
-	-	-	20, 21



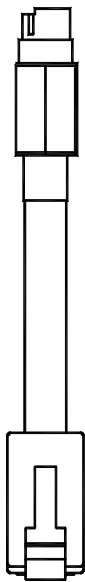
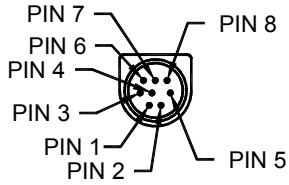
RS485 PORT
 (FROM RLC UNIT)

The above table denotes the pin names of the RS485 port.
 When connecting, the pin name at the RS485 port is connected to the opposite of that pin name at the destination device.

Communication Cable, G3 / Modular Controller / Data Station Plus to Mitsubishi FX0 & FX0N.

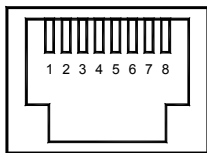
CBLMIT02 – 10' long

MINI-DIN 8 CONNECTOR



Connections			
FROM RLC UNIT	Name	CONNECTER PINOUT	
		RJ45	MINI-DIN 8
1	TxB	1	2
2	TxA	2	1
3	RxA	3	4
4	RxB	4	7
5	TxEN	5	-
6	COMM	6	3
7	TxB	7	-
8	TxA	8	-
-	SHIELD	-	-

The above table denotes the pin names of the RS485 port.
 When connecting, the pin name at the RS485 port is connected to the opposite of that pin name at the destination device.



RS485 PORT
 (FROM RLC UNIT)