

# Omron FINS Serial Master Driver

## Information Sheet for Crimson v2.0

---

### Compatible Devices

Omron CJ or CS PLC fitted with appropriate Ethernet communications module.

### Verified Device

Omron CJ1G CPU42H


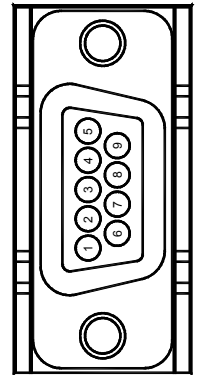
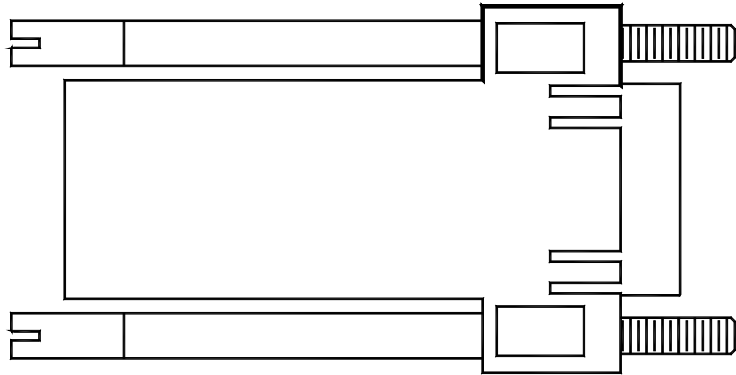

### Accessible Data

<b>Prefix</b>	<b>Description</b>
CIO	CIO Area
W	Work Area
H	Holding Area
A	Auxiliary Area
TIM	Timer Area
CNT	Counter Area
DM	DM Area
EM	EM Area (Current)
DR	Data Register

Please note, Omron PLC should be in Monitor Mode for write operations.

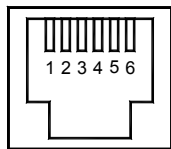
## Communication Cable, G3 / Modular Controller / Data Station Plus to Omron RS232.

# CBL0MR01 – 10' long



FROM RLC UNIT	Name	Connections	
		RJ12	DB9 MALE
1	CTS	1	-
2	Rx	2	2
3	COMM	3	9
4	COMM	4	-
5	Tx	5	3
6	RTS	6	-
-	-	-	4, 5

The above table denotes the pin names of the RS232 port. When connecting, the pin name at the RS232 port is connected to the opposite of that pin name at the destination device.



RS232 PORT  
(FROM RLC UNIT)