

MODEL G3AD – G3-TO-GRAPHITE ADAPTER PANELS



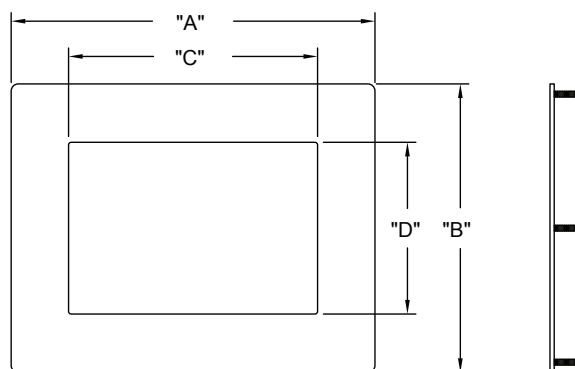
Accessories for use with
ATEX Certificate Number
DEMKO 14 ATEX 1387X
IECEX UL 15.0035X
UL23UKEX2879X



GENERAL DESCRIPTION

The Model G3AD adapter panels provide the necessary hardware to install a Graphite® unit into an existing cutout where a G3 unit once resided. These panels are coated with a durable silver finish that matches the powder coat used on the Graphite series HMI. Also included in the kit are the necessary KEPS nuts and panel gasket required to meet any NEMA 4X/IP66 (Face only) application.

ADAPTER PANEL DIMENSIONS In Inches



EXISTING G3 UNIT	REPLACEMENT GRAPHITE UNIT	DIM "A"	DIM "B"	DIM "C"	DIM "D"
G306	G07	8.83	7.08	7.06	4.869
G308	G07	10.32	8.18	7.06	4.869
G310	G09	12.83	9.50	9.423	5.832
G310	G10	12.83	9.50	10.197	7.931
G310	G12	12.83	9.50	11.458	7.561
G315	G15	16.00	13.00	13.39	10.457

CERTIFICATIONS

UL Listed File #E302106 Industrial Control Equipment

ENVMT-IP66 Type 4X

UL Listed File #E317425 Industrial Control Equipment for Hazardous Location

-20 °C ≤ T_{AMB} ≤ 60 °C

FOR USE IN HAZARDOUS LOCATIONS:

Class I, Division 2, Groups A, B, C, and D

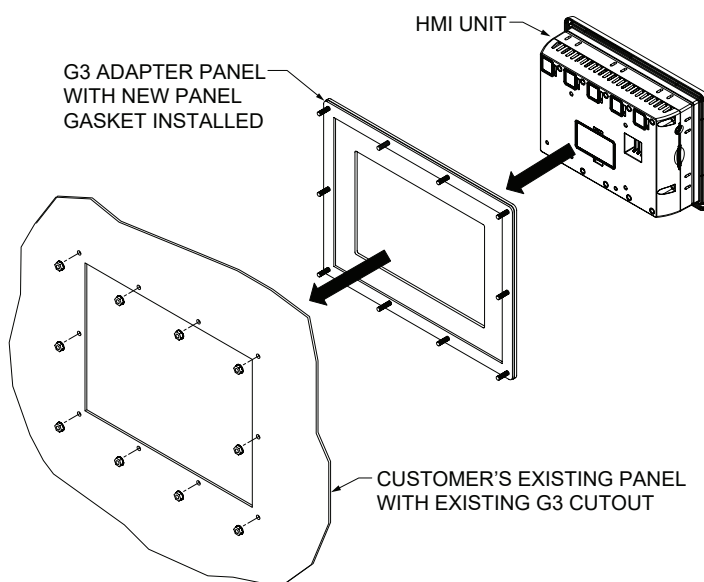
Class II, Division 2, Groups F and G

Class III, Division 2

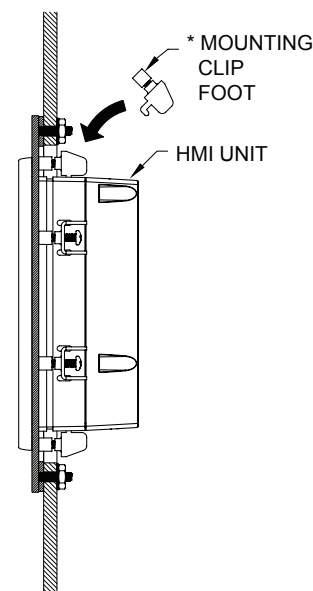
T4

MOUNTING PROCEDURE

1. Remove existing G3 HMI from panel.
2. Install new G3-to-Graphite adapter panel into existing G3 cutout using the supplied panel gasket.
3. Install new KEPS nuts (supplied) onto new panel and tighten evenly for uniform gasket compression.
Note: tightening the KEPS nuts beyond a maximum of 17 inch-pounds (1.92 N-m) may cause damage to the front panel.
4. Install new Graphite unit into adapter panel using the mounting clips supplied with the Graphite unit and tighten to 6.0 pound-force inch (96 ounce-force inch) evenly for uniform gasket compression.



*The mounting clips may or may not need the mounting foot removed in certain installations, depending on how close the Graphite cutout is to the original G3 cutout.



ORDERING INFORMATION

MODEL NO.	DESCRIPTION	PART NUMBER
G3AD	Adapter Panel G306 To Graphite G07	G3AD0607
	Adapter Panel G308 To Graphite G07	G3AD0807
	Adapter Panel G310 To Graphite G09	G3AD1009
	Adapter Panel G310 To Graphite G10	G3AD1010
	Adapter Panel G310 To Graphite G12	G3AD1012
	Adapter Panel G315 To Graphite G15	G3AD1515

RED LION CONTROLS TECHNICAL SUPPORT

If for any reason you have trouble operating, connecting, or simply have questions concerning your new product, contact Red Lion's technical support.

Support: support.redlion.net

Website: www.redlion.net

Inside US: +1 (877) 432-9908

Outside US: +1 (717) 767-6511

Red Lion Controls, Inc.

35 Willow Springs Circle York, PA 17406

COPYRIGHT

© 2023 Red Lion Controls, Inc. All Rights Reserved. The terms Red Lion, the Red Lion logo and Graphite are registered trademarks of Red Lion Controls. All other marks are the property of their respective owners.

LIMITED WARRANTY

(a) Red Lion Controls Inc. (the "Company") warrants that all Products shall be free from defects in material and workmanship under normal use for the period of time provided in "Statement of Warranty Periods" (available at www.redlion.net) current at the time of shipment of the Products (the "Warranty Period"). **EXCEPT FOR THE ABOVE-STATED WARRANTY, COMPANY MAKES NO WARRANTY WHATSOEVER WITH RESPECT TO THE PRODUCTS, INCLUDING ANY (A) WARRANTY OF MERCHANTABILITY; (B) WARRANTY OF FITNESS FOR A PARTICULAR PURPOSE; OR (C) WARRANTY AGAINST INFRINGEMENT OF INTELLECTUAL PROPERTY RIGHTS OF A THIRD PARTY; WHETHER EXPRESS OR IMPLIED BY LAW, COURSE OF DEALING, COURSE OF PERFORMANCE, USAGE OF TRADE OR OTHERWISE.** Customer shall be responsible for determining that a Product is suitable for Customer's use and that such use complies with any applicable local, state or federal law.

(b) The Company shall not be liable for a breach of the warranty set forth in paragraph (a) if (i) the defect is a result of Customer's failure to store, install, commission or maintain the Product according to specifications; (ii) Customer alters or repairs such Product without the prior written consent of Company.

(c) Subject to paragraph (b), with respect to any such Product during the Warranty Period, Company shall, in its sole discretion, either (i) repair or replace the Product; or (ii) credit or refund the price of Product provided that, if Company so requests, Customer shall, at Company's expense, return such Product to Company.

(d) **THE REMEDIES SET FORTH IN PARAGRAPH (c) SHALL BE THE CUSTOMER'S SOLE AND EXCLUSIVE REMEDY AND COMPANY'S ENTIRE LIABILITY FOR ANY BREACH OF THE LIMITED WARRANTY SET FORTH IN PARAGRAPH (a).**

BY INSTALLING THIS PRODUCT, YOU AGREE TO THE TERMS OF THIS WARRANTY, AS WELL AS ALL OTHER DISCLAIMERS AND WARRANTIES IN THIS DOCUMENT.