

Model GMDN - Graphite® DeviceNet® Module Installation Guide



DeviceNet
CONFORMANCE TESTED

- Configured using Crimson® software (version 3.0 or later)
- Digitally isolated DeviceNet port capable of communicating with any DeviceNet protocol device
- Powered and configured from Graphite host device



UL LISTED
IND. CONT. EQ.
E302106
E317425

FOR USE IN HAZARDOUS LOCATIONS:
Class I, Division 2, Groups A, B, C, and D
T4

UK CA **CE** **Ex** II 3 G Ex nA IIC T4 Gc
-40°C ≤ T_{AMB} ≤ 75°C
DEMKO 14 ATEX 1387X
IECEx UL 15.0035X
UL22UKEX2879X

GENERAL DESCRIPTION

The model GMDN is a DeviceNet module designed for use with the Graphite products. The module gives the Graphite host device a DeviceNet slave communications port. It is built with digital isolation to protect the Graphite host device from the DeviceNet bus and vice versa. It provides the ability to communicate to any high speed DeviceNet master. The connector is pluggable for easy removal of the GMDN module from the DeviceNet bus, without disturbing communications with other devices on the bus.

The modules connect and communicate via proprietary USB connection to the various Graphite devices. The Graphite devices, equipped with serial ports as well as Ethernet port(s), allows the system to share data with PCs, PLCs and SCADA systems. The maximum number of modules varies for each Graphite device, see specific model for details. Remove power from the host device before installing or replacing any modules.

CONFIGURATION

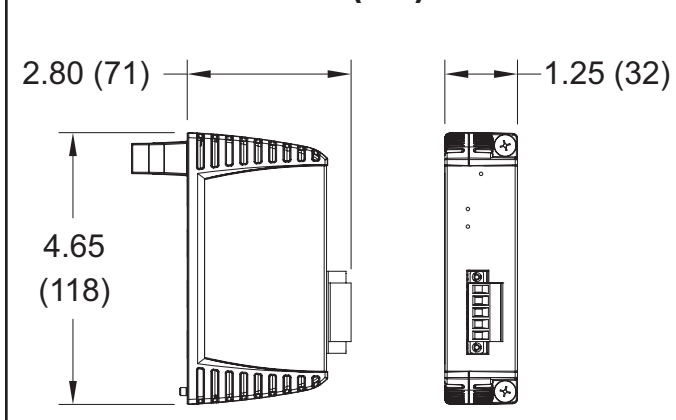
The Graphite is configured with Windows® compatible Crimson 3 software. The software is an easy to use, graphical interface which provides a means of configuration and commissioning of new systems, as well as routine module re-calibration.

SAFETY SUMMARY

All safety related regulations, local codes and instructions that appear in this document or on equipment must be observed to ensure personal safety and to prevent damage to either the device or equipment connected to it.

Do not use these products to replace proper safety interlocking. No software-based device (or any other solid-state device) should ever be designed to be responsible for the maintenance of personnel safety or consequential equipment not equipped with safeguards. Red Lion disclaims any responsibility for damages, either direct or consequential, that result from the use of this equipment in a manner not specified.

DIMENSIONS In inches (mm)



CAUTION: Risk of Danger.
Read complete instructions prior to installation and operation of the unit.

WARNING - EXPLOSION HAZARD - Do not disconnect equipment unless power has been switched off or area is known to be non-hazardous.

WARNING - EXPLOSION HAZARD - Substitution of components may impair suitability for Class I, Division 2

ORDERING INFORMATION

DESCRIPTION	PART NUMBER
Graphite Module, DeviceNet Interface	GMDN0000

A listing of the entire Graphite family of products and accessories can be found at www.redlion.net.

SPECIFICATIONS

- POWER REQUIREMENTS:** Power will be supplied by the Graphite host device. Some modules, depending on usage may consume high levels of power. This may limit the total number of modules that can be installed on a single Graphite host. Check the Graphite module and Graphite host installation guides for specific usage and power requirements.

GMDN Max Power: 1.2 W

- COMMUNICATIONS:**

DeviceNet Port: The DeviceNet port has format and baud rates that are software programmable up to 500K baud and is digitally isolated. This port may be configured for various DeviceNets.

Isolation from GMDN Communication ports to Graphite host device: 1000 VDC for 1 minute.

- ENVIRONMENTAL CONDITIONS:**

Operating Temperature Range: -40 to 75 °C T_{AMB} , or lowest range among equipment used in your Graphite system.
Consult the user manual or www.redlion.net/OpTemp for further details.

Storage Temperature Range: -40 to +85 °C T_{AMB}

Operating and Storage Humidity: 85% max relative humidity, non-condensing.

Altitude: Up to 2000 meters

- CERTIFICATIONS AND COMPLIANCES:**

CE Approved

EN 61326-1 Immunity to Industrial Locations
IEC/EN 61010-1
RoHS Compliant

ATEX/UKEX Approved

II 3 G Ex nA IIC T4 Gc
DEMKO 14 ATEX 1387X
EN 60079-0, -11, -15, -31
UL22UKEX2879X

IECEx Approved

Ex nA IIC T4 Gc
IECEx UL 15.0035X
IEC 60079-0, -11, -15, -31

India PESO Approved

A/P/HQ/MH/104/7441 (P549599)

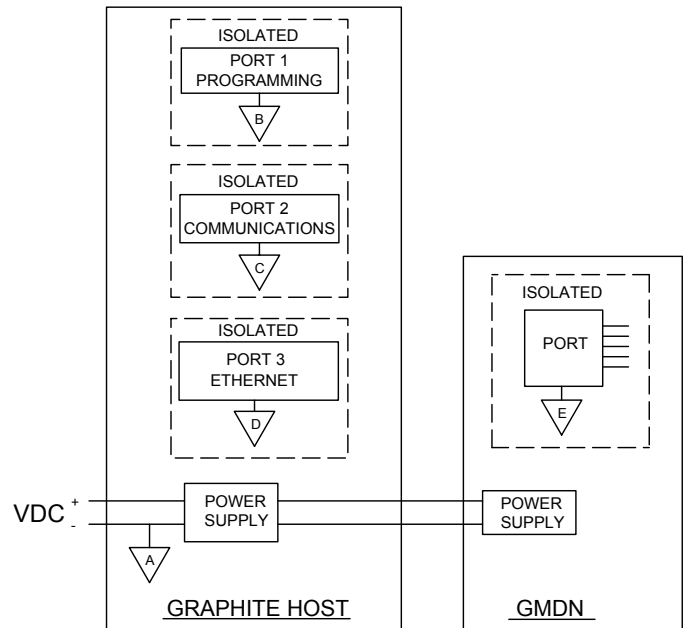
UL Listed: File #E302106

UL Hazardous: File #E317425

ABS Type Approval for Shipboard Applications

- CONSTRUCTION:** Case body is all metal construction.
- CONNECTIONS:** Removable wire clamp screw terminal blocks.
Wire Gauge: 28-14 AWG (0.32 mm - 1.63 mm) terminal gage wire.
Torque: 1.95-2.21 inch-lbs (0.22 - 0.25 N-m)
- MOUNTING:** Screws to host.
- WEIGHT:** 6.9 oz (196 g)

Block Diagram for GMDN

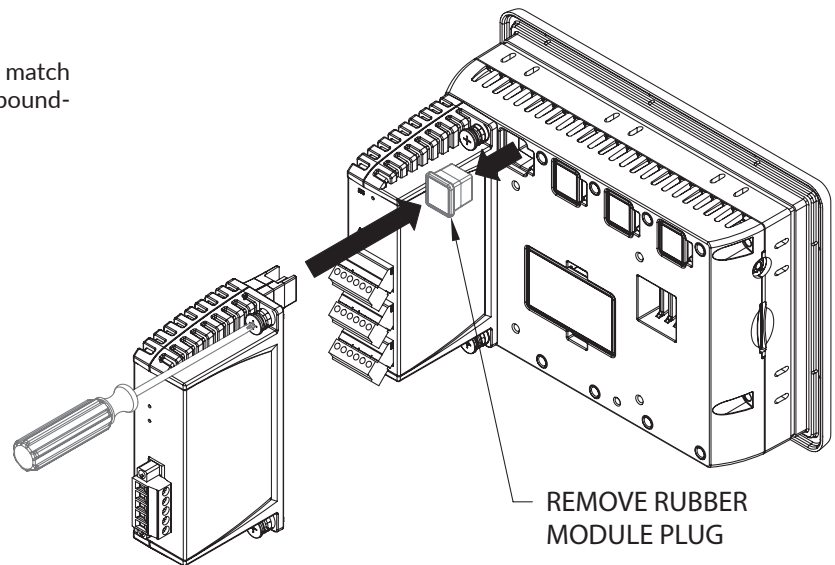
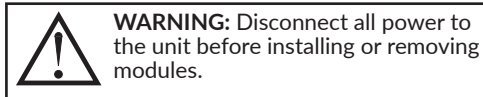


EMC INSTALLATION GUIDELINES

Visit <http://www.redlion.net/emi> for more information on EMI guidelines, Safety and CE issues as they relate to Red Lion products.

HARDWARE INSTALLATION

The physical order of all installed modules must match the modules order in Crimson. Torque screws to 6.0 pound-force inch [96 ounce-force inch] (0.68 Nm).



COMMUNICATING WITH THE GMDN MODULES

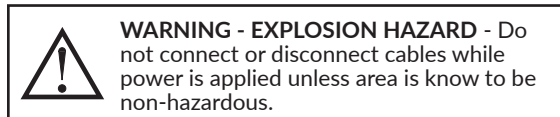
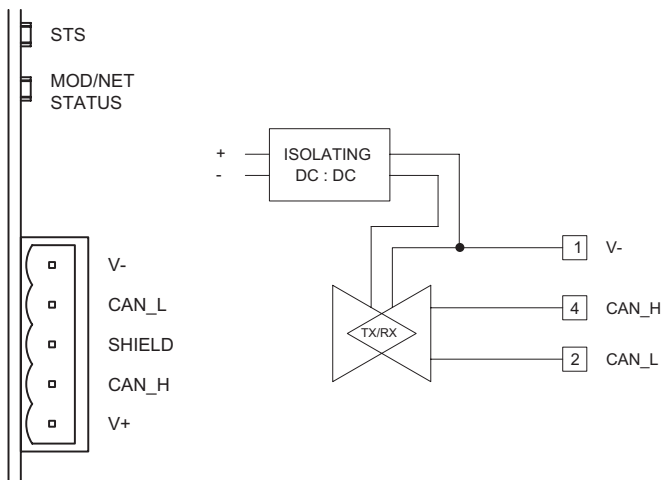
CONFIGURATION

Programming is done via Crimson 3 software, a Windows® compatible configuration interface. Please see the Crimson manual for more information.

DeviceNet PORT PROTOCOLS

The GMDN module has one DeviceNet port. This port may be configured for various DeviceNet protocols.

Figure 3. GMDN PORT PIN OUTS



V-

Position 1 of the pluggable connector provides a CAN ground connection. This terminal is isolated from the Graphite host device.

CAN_L

Position 2 of the pluggable connector provides the CAN_L bus line (active low). This terminal is isolated from the Graphite host device.

SHLD (CAN SHIELD)

Position 3 of the pluggable connector is provided for shield connections. This position is available to tie shield wires to earth ground. The SHLD position is internally tied to the Graphite Host device enclosure.

CAN_H

Position 4 of the pluggable connector provides the CAN_H bus line (active high). This terminal is isolated from the Graphite host device.

V+

Position 5 of the pluggable connector is V+ (Network Power). Network power is required for correct operation of the GMDN module as detailed in the DeviceNet specification. For example, baud rate changes are not effective until after a Network power cycle.

Note: DeviceNet network power does not power the Graphite host device.

DeviceNet® SPECIFICATIONS

NETWORK POWER SUPPLY

Source: Supplied by DeviceNet bus.

The bus does not power the module.

Voltage: 11 to 25 VDC.

Current: Nominal: 20 mA at 11 VDC; 40 mA at 25 VDC.

LEDs

STS – Status LED

The Status LED is a green/red LED that provides information regarding the state of the module. This includes indication of the various stages of the start-up routine (power-up), as well as any errors that may occur.

Startup Routine

LED	INDICATION
Flashing Red	Module is currently running the boot loader and/or being flash upgraded by Crimson.
Green	Module performing normally.

Error States

LED	INDICATION
Flashing Green	Module has lost communication with the Host.

MOD/NET STATUS LED

LED	INDICATION
Off	The device is offline.
Flashing Green	The device is online and is waiting communications from other devices.
Green	The device is online and has established communications with another device.
Flashing Red	Communication timeout or network power not present.
Red	The device has detected an error that has rendered it incapable of communicating on the network (duplicate MAC ID or bus inactivity).

FIRMWARE UPGRADE

The module's firmware is stored in flash memory so that software/hardware conflicts are avoided, and so features can be added in the future.

During a download, Crimson compares its own library of firmware files with those stored in the module. If they do not match, Crimson will download the necessary firmware.

RED LION CONTROLS TECHNICAL SUPPORT

If for any reason you have trouble operating, connecting, or simply have questions concerning your new product, contact Red Lion's technical support.

Support: support.redlion.net

Website: www.redlion.net

Inside US: +1 (877) 432-9908

Outside US: +1 (717) 767-6511

Red Lion Controls, Inc.

35 Willow Springs Circle York, PA 17406

COPYRIGHT

©2023 Red Lion Controls, Inc. All Rights Reserved. The terms Red Lion, the Red Lion logo, Graphite and Crimson are registered trademarks of Red Lion Controls. All other marks are the property of their respective owners.

LIMITED WARRANTY

(a) Red Lion Controls Inc. (the "Company") warrants that all Products shall be free from defects in material and workmanship under normal use for the period of time provided in "Statement of Warranty Periods" (available at www.redlion.net) current at the time of shipment of the Products (the "Warranty Period"). **EXCEPT FOR THE ABOVE-STATED WARRANTY, COMPANY MAKES NO WARRANTY WHATSOEVER WITH RESPECT TO THE PRODUCTS, INCLUDING ANY (A) WARRANTY OF MERCHANTABILITY; (B) WARRANTY OF FITNESS FOR A PARTICULAR PURPOSE; OR (C) WARRANTY AGAINST INFRINGEMENT OF INTELLECTUAL PROPERTY RIGHTS OF A THIRD PARTY; WHETHER EXPRESS OR IMPLIED BY LAW, COURSE OF DEALING, COURSE OF PERFORMANCE, USAGE OF TRADE OR OTHERWISE.** Customer shall be responsible for determining that a Product is suitable for Customer's use and that such use complies with any applicable local, state or federal law.

(b) The Company shall not be liable for a breach of the warranty set forth in paragraph (a) if (i) the defect is a result of Customer's failure to store, install, commission or maintain the Product according to specifications; (ii) Customer alters or repairs such Product without the prior written consent of Company.

(c) Subject to paragraph (b), with respect to any such Product during the Warranty Period, Company shall, in its sole discretion, either (i) repair or replace the Product; or (ii) credit or refund the price of Product provided that, if Company so requests, Customer shall, at Company's expense, return such Product to Company.

(d) **THE REMEDIES SET FORTH IN PARAGRAPH (c) SHALL BE THE CUSTOMER'S SOLE AND EXCLUSIVE REMEDY AND COMPANY'S ENTIRE LIABILITY FOR ANY BREACH OF THE LIMITED WARRANTY SET FORTH IN PARAGRAPH (a).**

BY INSTALLING THIS PRODUCT, YOU AGREE TO THE TERMS OF THIS WARRANTY, AS WELL AS ALL OTHER DISCLAIMERS AND WARRANTIES IN THIS DOCUMENT.