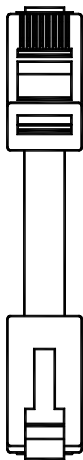
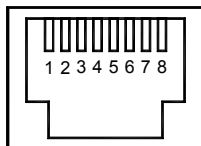


Communication Cable, G3 / Modular Controller / Data Station Plus to Allen Bradley SLC500 via DH485.

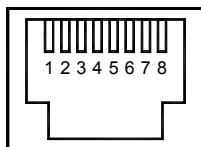
CBLAB003 – 10' long

RS485 PORT
(TO A-B UNIT)



Connections			
RJ45: RLC	Name	RJ45: A-B	Name
1	TxB	1	A
2	TxA	2	B
3, 8	RxA	-	-
4, 7	RxB	-	-
5	TxEN	5	TxEN
6	COMM	7	COMM
4, 7	TxB	-	-
3, 8	TxA	-	-

The above table denotes the pin names of the RS485 port. When connecting, the pin name at the RS485 port is connected to the opposite of that pin name at the destination device.



RS485 PORT
(FROM RLC UNIT)

NOTE: Please refer to the literature for a list of PLC accessible data.