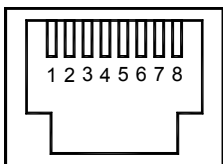
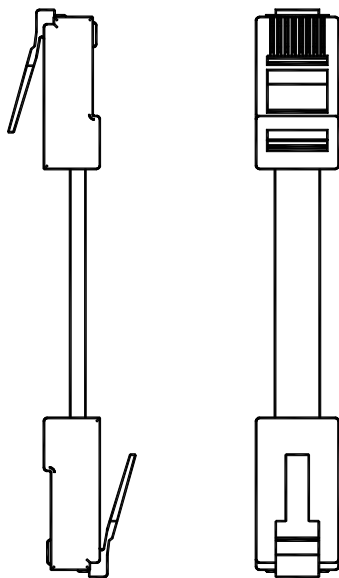
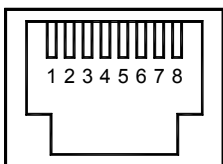


Communication Cable, G3 / Modular Controller / Data Station Plus to G3 / Modular Controller / Data Station Plus (RJ45 to RJ45) via 2-wire RS485 mode # CBLRLC05 – 10' long

RS485 PORT
 (FROM RLC UNIT)



RS485 PORT
 (FROM RLC UNIT)

Connections			
FROM RLC UNIT	Name	CONNECTER PINOUT	
		RJ45	RJ45
1	TxB	1, 4	1, 4
2	TxA	2, 3	2, 3
3	RxA	2, 3	2, 3
4	RxB	1, 4	1, 4
5	TxEN	5	5
6	COMM	6	6
7	TxB	7	7
8	TxA	8	8

The above table denotes the pin names of the RS485 port. When connecting, the pin name at the RS485 port is connected to the opposite of that pin name at the destination device.