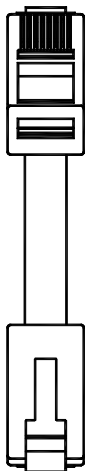
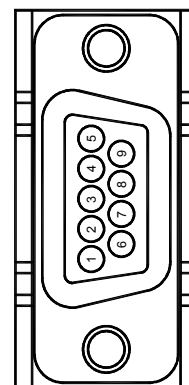
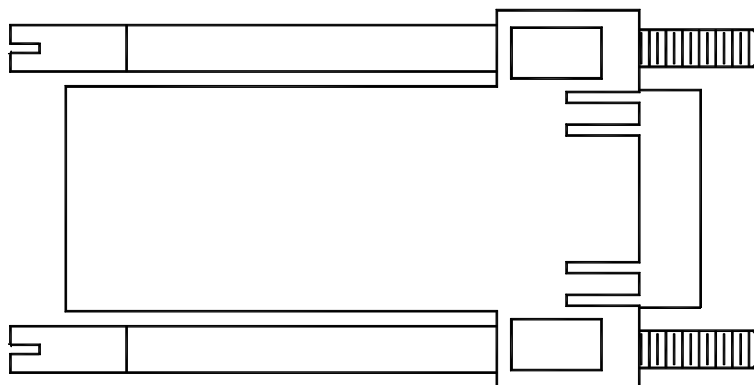
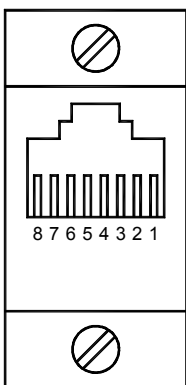


## Communication Cable, G3 / Modular Controller / Data Station Plus to Siemens S7 via PPI

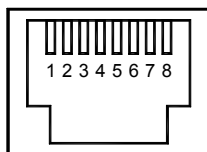
### G3 / Modular Controller / Data Station Plus to Siemens

Simovert via USS

# CBL SIE01 – 10' long



Connections			
FROM RLC UNIT	Name	CONNECTER PINOUT	
		RJ45	DB9 MALE
1	TxB	1	3
2	TxA	2	8
3	RxA	3, 8	-
4	RxB	4, 7	-
5	TxEN	5	-
6	COMM	6	5
7	TxB	4, 7	-
8	TxA	3, 8	-



RS485 PORT  
(FROM RLC UNIT)

The above table denotes the pin names of the RS485 port. When connecting, the pin name at the RS485 port is connected to the opposite of that pin name at the destination device.