

---

# **KLOCKNER MOELLER PS4-201**

## **Application Note**

---

This document was written to provide assistance in configuring a G3 operator interface terminal to allow communications with a Klockner Moeller PS4-201 PLC. Please read this document carefully before attempting to configure communications with these devices.

## KNOWLEDGE OF UNIT OPERATION IS ASSUMED

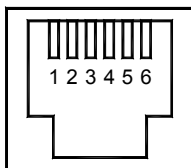
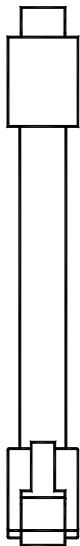
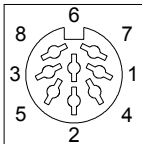
In all cases, both familiarity with the control functions and knowledge of system operation are assumed.

## COMMUNICATIONS

Communications with the Klockner Moeller PS4-201 is via an RS-232 point-to-point link. The default serial communications format is RS-232, baud rate of 9600, 8 data bits, No parity, and 2 stop bits. RS-485 multi-drop cannot be used due to a baud rate incompatibility. The Moeller K-Suconet RS-485 port communicates at either 187.5K baud or 375K baud, whereas the current line of Red Lion HMI's cannot communicate at either of those baud rates.

The connection details are described in the table below.

### RS232



RS232 PORT  
(FROM RLC UNIT)

Connections			
FROM RLC UNIT	Name	CONNECTER PINOUT	
		RJ12	8P DIN
1	CTS	1, 6	-
2	Rx	2	5
3	COMM	3	3
4	COMM	-	-
5	Tx	5	2
6	RTS	1, 6	-

The above table denotes the pin names of the RS232 port. When connecting, the pin name at the RS232 port is connected to the opposite of that pin name at the destination device.