



Tel +1 (717) 767-6511
Fax +1 (717) 764-0839
www.redlion.net

GE SNP-X Master Driver

Information Sheet for Crimson v2.0

Compatible Devices

GE 90 Series PLC
GE 90 Micro PLC
GE VersaMax Micro Controller

Verified Device

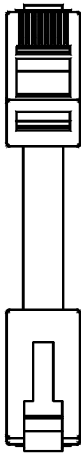
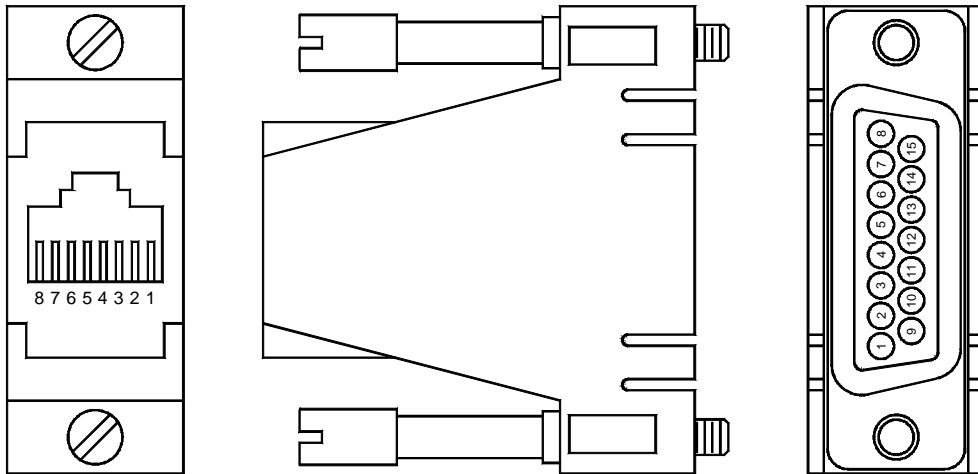
GE VersaMax Micro Controller

Accessible Data

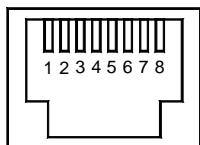
Prefix	Description	Element Size	Access
R	Data Registers	Word	Read / Write
AI	Analog Inputs	Word	Read / Write
AQ	Analog Outputs	Word	Read / Write
I	Digital Inputs	Bit	Read / Write
M	Temporary Non-Retentive Coils	Bit	Read / Write
Q	Digital Outputs	Bit	Read / Write
T	Temporary Coils	Bit	Read / Write
SA	SA Discrettes	Bit	Read / Write
SB	SB Discrettes	Bit	Read / Write
SC	SC Discrettes	Bit	Read / Write
S	S Discrettes	Bit	Read Only
G	Global Discrettes	Bit	Read / Write

Communication Cable, G3 / Modular Controller / Data Station Plus to GE Fanuc 90 Series via SNP.

CBLGEF01 – 10' long



Connections			
FROM RLC UNIT	Name	CONNECTER PINOUT	
		RJ45	DB15 MALE
1	TxB	1	11
2	TxA	2	10
3	RxA	3	12
4	RxB	4	13
5	TxEN	5	-
6	COMM	6	7
7	TxB	7	-
8	TxA	8	-
-	-	-	6, 15
-	-	-	8, 14



RS485 PORT
(FROM RLC UNIT)

The above table denotes the pin names of the RS485 port. When connecting, the pin name at the RS485 port is connected to the opposite of that pin name at the destination device.